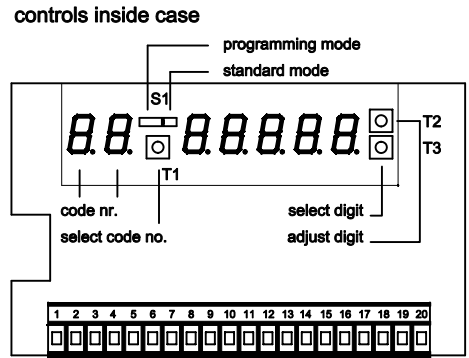
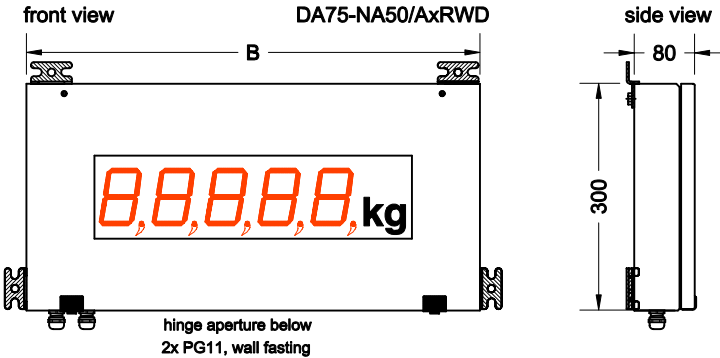


**Type: DA75-NZxx/AxxW**  
**Counter/Totalizer**  
**add/subtract**



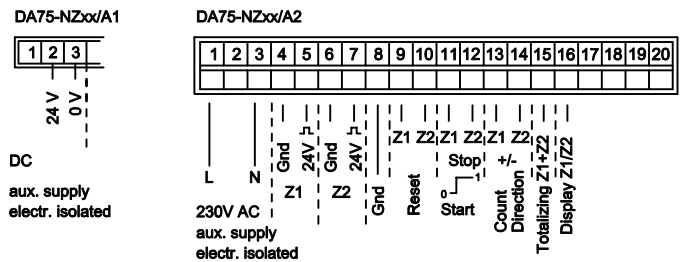
**case dimensions**

DA75		Sheet steel powder coated black (RAL 9005)		outside dimension (mm)		
DA75-NZ _ _ /xxxxW	DA75-NZ _ _ /xxxxW D	DA75-NZ _ _ /xxxxW D1	width	xheight	x depth	
30	30		400	300	80	
40	40		500			
50	50	40	600			

**programming mode**

code no.	display	description	
00	0.0.0.0.0	decimal point	0 = none, 1 = 0,0, 2 = 0,00, 3 = 0,000
	0.0.0.0.0	pulse-edge	0 = falls edge ≤ 1 kHz, 1 = ascends edge ≤ 1 kHz, 2 = falls edge ≤ 10 Hz relay, 3 = ascends edge ≤ 10 Hz relay
01	0.0.0.0.0	preset Z1	
02	0.0.0.0.0	preset Z2	
03	0.0.0.0.0	set reset value Z1	
04	0.0.0.0.0	set reset value Z2	
05	0.0.0.0.0	prescaler counter Z1	(qty. pulses/1 display step)
06	0.0.0.0.0	prescaler counter Z2	(qty. pulses/1 display step)
07	0.0.0.0.0	prescaler display Z1	(qty. display steps/1 pulse)
08	0.0.0.0.0	prescaler display Z2	(qty. display steps/1 pulse)
09	0.0.0.0.0	brightness adjustment	(0 ... 9) 0 = bright, 9 = dark

**rear connector with screw-type terminals**



**technical data**

aux. supply:	DA75-NZxx/A1...	18-35 V DC
	DA75-NZxx/A2...	100-240 V AC
power consumption:	max. 15 VA	
temperature range:	-25 °C ... +65 °C	
Vorwahlpreset:	programmable	
count inputs:	24V active high add/subtract	
	L < 7V, H > 15V max. 35V	
operating inputs:	24V active high L < 7V, H > 15V max. 35V	
reset:	24V active high reset value programmable	
stop:	24V active high	
start:	24V active low (< 7V: counter starts with pulse)	

count direction (inputs 13+14):	L = add, H = subtract
totalizing (input 15):	H = summary of counters Z1+Z2 is displayed
display changeover (input 16):	L = display totalizer Z1, H = display totalizer Z2
data retention of totalizer Z1 and Z2	
input resistance:	15 kOhm
counting frequency:	max. 1kHz
pulse length:	min. 0,1 ms
prescaler:	programmable
display:	76 mm, LED red oder green

DA75-NZ	W	dimension:	D = max. 2 signs	D1 = max. 4 signs
		display colour:	R = red	G = green
		aux. supply:	1 = 24V DC	2 = 230V AC
		input:	A = counter active high 24V	
		digits:	30 = 3 digits	40 = 4 digits, 50 = 5 digits

**GS Gebhardt & Schäfer Industrie-Elektronik GmbH**

Porschestr. 11  
D-51381 Leverkusen  
Tel. +49 (0) 21 71 / 73 72 2 -0  
Fax +49 (0) 21 71 / 73 72 2 -39  
Internet: <http://www.GS-GmbH.de>  
E-Mail: [info@GS-GmbH.de](mailto:info@GS-GmbH.de)

Kölner Bank eG  
IBAN: DE62 3716 0087 0940 9250 10  
BIC: GENODE33CGN  
Kreissparkasse Köln  
IBAN: DE65 3705 0299 0312 0061 45  
BIC: COKSDE33

Deutsche Bank AG  
IBAN: DE30 3757 0024 0851 0851 00  
BIC: DEUTDE33  
Foreign Payments:  
Account-No. 851 085 1  
S.W.I.F.T. DEUTDE33 375

Geschäftsführer:  
Karlheinz Schäfer  
Guido Gebhardt  
USt.-Nr. DE 123713297  
Amtsgericht Köln, HRB 48860  
D-U-N-S@: 340802073