

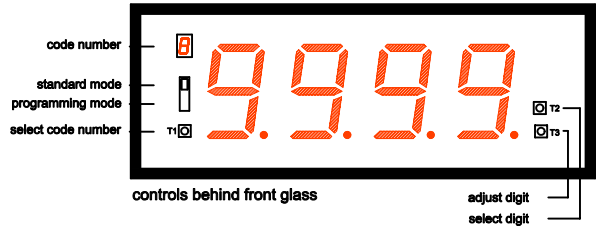
Type: DA40-NAxx/Axxx

DC current/voltage

DA40-NA30/AxxR
case 144 x 72 mm



DA40-NA40/Axxx
case 192 x 72 mm



DA40-NA30/AxxR - 4
case 144 x 96 mm



number of digits

Article	Display
DA40-NA30/Axxx	888
DA40-NA40/Axxx	8888

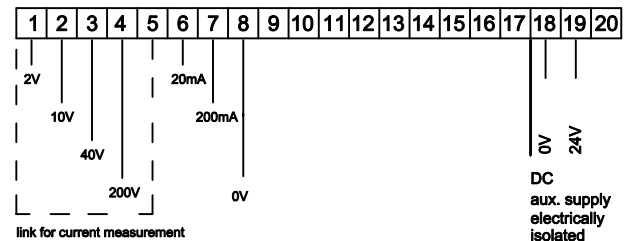
DA40-NA40/AxxR - 4
case 192 x 96 mm



programming mode

code number	display	description
0		min. display value
1		min. input signal, to be applied take-over with T3
2		max. display value
3		max. input signal, to be applied take-over with T3
4	1...500	average value of 1-500 measurements
5	2/5/10	half correction of last digit by steps of 2, 5, 10
6	-- 1	reciprocal indication value 0 = no 1 = yes
	_ 1 _	line break indication with value falling 25% below measured (20mA) 0 = no 1 = yes

rear connector with screw-type terminals



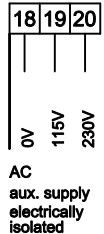
DA40-NAxx/A1xx

DC
aux. supply
electrically
isolated

display messages

EEP	EEProm under programming
---	overflow (segments in the middle are flashing)
- -	line break indicator

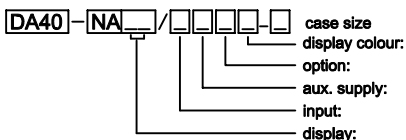
DA40-NAxx/A2xx



general data

aux. supply:	DA40-NAxx/A1xx	18-35 V DC
	DA40-NAxx/A2xx	115/230V AC
power consumption:	max. 6 VA	
measuring range voltage:	2V / 10V / 40V / 200V	
measuring range current:	20mA / 200mA	
display max.:	programmable	
display zero:	programmable	
conversion range:	approx. 1 per second	
principle of measurement	Dual-Slope-Integration	
error of measurement:	+/- 0,1% of measuring value, +/- 1 digit/segment	
average value:	adjustable from 1-500 measurements	
digit height:	38 mm	

input resistance:	terminal	Ri
	1	100 kOhm
	2	560 kOhm
	3	2,2 MOhm
	4	12 MOhm
	6	100 Ohm
	7	10 Ohm
resolution:	..NA30.. -199 ...999	
	..NA40.. -1999 ... 9999	
panel cutout:	DA40-NA30/Axxx	DA40-NA40/Axxx
	138(+1,0) x 68(+0,7) mm	186(+1,1) x 68(+0,7) mm
DA40-NAxx/Axxx - 4	138(+1,0) x 92(+0,8) mm	186(+1,1) x 92(+0,8) mm
mount.depth (without connector):	114 mm (102 mm)	
bezel height:	8,5 mm	



without indication	= 144x 48 mm and 192 x 72 mm	4 = 144 x 72 mm and 192 x 96 mm
R = red	G = green	
look chapter end of datasheet		
1 = 24 V DC	2 = 115/230V AC	
A = DC current/voltage		
30 = 3 digits	40 = 4 digits	

GS Gebhardt & Schäfer Industrie-Elektronik GmbH

Porschestraße 11
D-51381 Leverkusen
Tel. +49 (0) 21 71 / 73 72 2 -0
Fax +49 (0) 21 71 / 73 72 2 -39
Internet: <http://www.GS-GmbH.de>
E-Mail: info@GS-GmbH.de

Kölner Bank eG
IBAN: DE62 3716 0087 0940 9250 10
BIC: GENODED1CGN
Kreissparkasse Köln
IBAN: DE65 3705 0299 0312 0061 45
BIC: COKSDE33

Deutsche Bank AG
IBAN: DE30 3757 0024 0851 0851 00
BIC: DEUTDE33
Foreign Payments:
Account-No. 851 085 1
S.W.I.F.T. DEUTDEB 375

Geschäftsführer:
Karlheinz Schäfer
Guido Gebhardt
USt.-Nr. DE 123713297
Amtsgericht Köln, HRB 48860
D-U-N-S@: 340802073